










**Fact-Sheet SASPA Switzerland**

Okt 25

Total SASPA Switzerland						Section Geneva (numbers included in SASPA Switzerland)		
	Number of Employees	Number of GSE	Powered by electricity	Airports	Core Business	Number of Employees	Number of GSE	Powered by electricity
	170	65	20%	ZRH	Passenger Services Ramp Handling			
	650	248	95%	ZRH	Cargo Handling			
	444	6	35%	BSL GVA ZRH	Ground & Airport Services	25	1	
	1245	444	50%	GVA ZRH	Passenger Services Cargo Handling Ramp Handling	663	144	72
	1650	179	2%	GVA ZRH	Catering Services Lounge Services Train Services	195	19	
	774	106	25%	GVA ZRH	Facility Management	228	15	4
	5350	644	50%	BSL GVA ZRH	Passenger Services Cargo Handling Ramp Handling	1450	294	160
	370	53	10%	GVA ZRH	Facility Management	135	18	3
	135	15	14%	GVA	PRM Services	135	15	2

<b>Total employees SASPA Companies</b>	10788
----------------------------------------	-------

2831
------